



Outlook

Unequaled service through innovation



Published by Service Spring Corporation

JULY 2011

Over 90 New Products!

Service Spring recently added over 90 new products to our customers including: tube shaft, struts, gate operators, loops, commercial photo cells, access control products and much more. All these items are included in our "New Product Highlight Booklet" which was recently mailed. Please contact us at 800.752.8522 if you require additional copies. Our most up-to-date pricing is available 24/7 online at servicespring.com

NEW!



MONTHLY SALE!



LiftMaster
375LM Universal Remote



3255 - 7' Operator
32+

While Supplies Last!
See back cover for details

DID YOU KNOW?

We have square wire!

Sizes:
.312
.343
.375
.406
.437



Call today:
800.752.8522

Super Sneaky Brackets

Operate a door with only 6" of headroom!

NEW!

Super Sneaky LHR Top Brackets

- Install a standard lift door with 6" minimum headroom
- Eliminates the need for double low headroom track
- Works with standard 12" or 15" radius track
- Solve low headroom installation issues with minimal added cost
- Easy installation, detailed instruction included

PART#

SNEAKYLHTB SS LOW HEADROOM TOP BRKTS

QTY/NET

1+
10+
25+



Super Sneaky Operator Extension Bracket

- Eliminates the headroom required to mount an operator
- Virtually eliminates "door rub"
- Resolves "door opening hang" issues

PART#

SNEAKYOEB SS OPERATOR EXTENSION BRKT

QTY/NET

1+
10+
25+



WHAT'S INSIDE

- 2 Genie Operators & Parts
- 3 LiftMaster Operators & Parts
- 4 Perforated Angle & Struts
- 5 Gate Operators & Loops
- 6 Hardware
- 7 Tube & Solid Shaft

Register today for Online Ordering at servicespring.com

INTRODUCTORY SALE PRICING NEW GENIE 3024 & 3064 OPERATORS!

While Supplies Last!



MODEL 3024 - CHAIN or BELT DRIVE

- 3/4 HP Comparable DC motor
- Two Bulb Lighting System

Includes:

- (1) 3-Button Remote
- (1) Wall Console



NEW!

PART#		SALE PRICE	
3024CD7	3024 Chain Drive - 7'	1+	32+
3024CD8	3024 Chain Drive - 8'		
3024BD7	3024 Belt Drive - 7'		
3024BD8	3024 Belt Drive - 8'		

MODEL 3064 - SCREW DRIVE

- 3/4 HP Comparable DC motor
- 10" Per Second Maximum Opening Speed
- Direct Drive Provides Maximum Lifting Force
- Motion Detecting Two Light System

Includes:

- (1) 3-Button Remote
- (1) Wall Console



NEW!

PART#		SALE PRICE	
3064SD7	3064 Screw Drive - 7'	1+	32+
3064SD8	3064 Screw Drive - 8'		

MODEL 1024 - CHAIN OR BELT DRIVE

- DC Motor Allows for Quiet, Smooth Operation
- Easy Limit Setting Feature
- Dual Pinion Gear System for Longer Life

Includes:

- (2) 3-Button Remotes
- (1) Wall Push Button



PART#		SALE PRICE	
10247TR	7' Chain Drive T Rail	1+	32+
10248TR	8' Chain Drive T Rail		
10247BR	7' Belt Drive T Rail		
10248BR	8' Belt Drive T Rail		

REMOTES



NEW!

PART#		QTY/NET
37218R	3 Button G3T-BX Remote	1+ 25+ 50+
37517S	3 Button G1TR-3 Remote	

KEYLESS ENTRIES



PART#		QTY/NET
35282R	Intellicode Wireless Keypad (GWKP)	1+ 25+ 100+
34962R	Wired Universal Keyless Entry (KEP-1)	1+ 10+

CARRIAGES



PART#		QTY/NET
36179R	Screw Drive Carriage w/Magnet	1+ 10+
25605R	Inner Slide - Chain Drive	1+ 10+

LIMIT SWITCHES



PART#		QTY/NET
20113R	Limit Switch & Screw (24454R/19563R)	1+ 10+
20467R	Limit Switch & Screw Non-Magnetic	
34538R	Up Limit Switch Wide-Magnetic	
34538S	Down Limit Switch Wide-Magnetic	
33950R	Up Limit Switch Narrow-Magnetic	
33950S	Down Limit Switch Narrow-Magnetic	

PHOTO CELLS



PART#		QTY/NET
35048R	Photocell Kit	1+ 25+ 50+
20374T	Photocell Modules Only (PR)	



MODEL 3255

- Includes:
- (1) 371LM
 - (1) 78LM Multi Function Ctrl Panel

SECURITY+ 315MHz



PART#	
3255	1/2 HP Chain Drive - 7'
32558	1/2 HP Chain Drive - 8'

SALE PRICE
1+ 32+

PART#		QTY/NET
370LM	3 Button Mini Remote	1+ 24+ 48+
371LM	1 Button Remote	
372LM	2 Button Remote	
373LM	3 Button Remote	
373P	3 Button Premium Remote	



MODEL 3265

- Includes:
- (1) 371LM
 - (1) 78LM Multi Function Ctrl Panel

SECURITY+ 390MHz



PART#	
3265	1/2 HP Chain Drive - 7'
32658	1/2 HP Chain Drive - 8'

SALE PRICE
1+ 32+

PART#		QTY/NET
970LM	3 Button Mini Remote	1+ 24+ 48+
971LM	1 Button Remote	
972LM	2 Button Remote	
973LM	3 Button Remote	



MODEL 3280

- Includes:
- (1) 373LM
 - (1) 78LM Multi Function Ctrl Panel

BILLION CODE & DIGITAL 390MHz



PART#	
3280	1/2 HP Belt Drive - 7'
32808	1/2 HP Belt Drive - 8'

SALE PRICE
1+ 32+

PART#		QTY/NET
81LM	1 Button Remote Bil. Code	1+ 24+ 48+
61LM	1 Button Remote Digital	



MODEL 3850

- Includes:
- (1) 373P
 - (1) 398LM Smart Ctrl Panel
 - (1) Standby battery

GEAR KITS



PART#	
3850	DC Belt Drive - 7'
38508	DC Belt Drive - 8'

SALE PRICE
1+ 32+

PART#		QTY/NET
41C422	Gear & Sprocket	1+ 20+ 60+
41A281	Drive Worm Gear Kit	
41C4470	Gear & Sprocket	
41A482	Belt Drive, Drive Shaft Assem	
41A485	MVIS Pulley/Worm Gear	



MODEL 3800

- Includes:
- (1) 373P
 - (1) 398LM Smart Ctrl Panel

PHOTO CELLS




PART#	
3800	Residential Jackshaft

SALE PRICE
1+ 24+

PART#		NET PRICE
41A437	Safety Sensor Kit	
41A503	Snappy Sensors	

PERFORATED ANGLE



- Choose from 1-1/4" x 1-1/4", 1-5/8" x 2-3/8" & 2" x 2"

NEW!

PART#	DESCRIPTION	10+	25+	50+	250+	500+
125125818	1-1/4" x 1-1/4" x 8' - 18 GA <i>*Stocked in California location</i>					
453	1-1/4" x 1-1/4" x 8' - 16 GA	10+	25+	50+	100+	400+
452	1-1/4" x 1-1/4" x 8' - 13 GA					
450	1-1/4" x 1-1/4" x 10' - 13 GA					
451	1-5/8" x 2-3/8" x 10' - 12 GA					
461	2" x 2" x 10' - 12 GA					

GARAGE DOOR STRUTS



NEW!

- Sold in bundles
- Hemmed edges
- Galvanized Steel, G40 coating weight
- Drop shipped direct from the manufacturer
- Also available 3" 20 gauge struts

mix match
any bundles
for best pricing!



Pricing INCLUDES DELIVERY within the 48 Contiguous U.S. States!

**Additional charges apply for residential delivery and lift gate services*

2" 22 GAUGE STRUTS BUNDLES - 60 PER BUNDLE

PART #	DESCRIPTION	Bundle Qty.	1 - 4 BUNDLES			5 OR MORE BUNDLES		
			Per Bundle	Each	Per Ft.	Per Bundle	Each	Per Ft.
62942	2" x 8' 22 GA	60						
62943	2" x 9' 22 GA	60						
62944	2" x 10' 22 GA	60						
62945	2" x 12' 22 GA	60						
62946	2" x 14' 22 GA	60						
62947	2" x 15' 22 GA	60						
62948	2" x 16' 22 GA	60						
62949	2" x 17' 22 GA	60						
62950	2" x 18' 22 GA	60						
62951	2" x 20' 22 GA	60						

Mix and Match ANY BUNDLES for best quantity pricing

2" 20 GAUGE STRUTS BUNDLES - 60 PER BUNDLE

PART #	DESCRIPTION	Bundle Qty.	1 - 4 BUNDLES			5 OR MORE BUNDLES		
			Per Bundle	Each	Per Ft.	Per Bundle	Each	Per Ft.
62911	2" x 8' 20 GA	60						
62912	2" x 9' 20 GA	60						
62913	2" x 10' 20 GA	60						
62914	2" x 12' 20 GA	60						
62915	2" x 14' 20 GA	60						
62916	2" x 16' 20 GA	60						
62917	2" x 18' 20 GA	60						
62918	2" x 20' 20 GA	60						

Mix and Match ANY BUNDLES for best quantity pricing

LIFTMASTER LA400/LA412 GATE OPERATOR

PACKAGE INCLUDES:

- Actuator Arm
- Control Box
- Retro Reflective Photo Eyes (G50-NIR)
- Wireless Keypad (WKP5LM)
- 42" Post Mount Pedestal (PED42)
- (5) Single Button Remotes (371LM)

FEATURES:

- On-board radio receiver
- DC operator system
- Battery-run system
- Slow start/stop
- Inherent obstruction sensing
- External obstruction sensing
- Control inputs
- Bi-part latch
- Timer to close
- LED indicators
- Electronic limit system
- Keyed manual disconnect
- 2-year warranty



PART#

LA4001PKG Swing Gate Operator Pkg.

NET PRICE

LA4121PKG Solar Swing Gate Operator Pkg.

LOOP DETECTORS



PAVE OVER LOOP W/50' LEAD IN

- Standard lead-in lengths: 20', 30', 50', 75' and 100'
- Custom lead-in lengths are available



SAW CUT LOOP W/50' LEAD IN

- Assembled & ready to set in place for paving, concrete, pour, gravel roadways or brick pavers
- Custom lead-in lengths are available

PART#		QTY/NET
ENL851850	2' 6" x 6' Preformed Pave Over Loop	1+ 6+
ENL101850	4' x 6' Preformed Pave Over Loop	1+ 6+
ENL121850	4' x 8' Preformed Pave Over Loop	1+ 6+
ENL141850	4' x 10' Preformed Pave Over Loop	1+ 6+
ENL181850	6' x 12' Preformed Pave Over Loop	1+ 6+

PART#		QTY/NET
XNL851850	2' 6" x 6' Preformed X-NL Saw Cut Loop	1+ 6+
XNL101850	4' x 6' Preformed X-NL Saw Cut Loop	1+ 6+
XNL121850	4' x 8' Preformed X-NL Saw Cut Loop	1+ 6+
XNL141850	4' x 10' Preformed X-NL Saw Cut Loop	1+ 6+
XNL181850	6' x 12' Preformed X-NL Saw Cut Loop	1+ 6+



D-TEK LOOP DETECTOR - MULTI VOLT

- Reduce inventory costs by stocking only one universal voltage loop detector
- Fail Safe / Fail Secure
- Power: 9V DC to 240V AC
- Operating Temp: -40 to 180 degrees F



D-TEK LOOP DETECTOR - LOW POWER

- Ideal for vehicle detection where low power consumption is needed
- 9mA current draw make it ideal for solar applications and gate/door operators that require many accessories drawing from the same power supply
- Power: 12-24V AC/DC
- Operating Temp: -40 to 180 degrees F

PART#
MVPDTEK D-Tek Loop Detector - Multi Voltage

NET PRICE

PART#
LPDTEK D-Tek Loop Detector - Low Power

NET PRICE

5 Order Toll-Free 1-800-752-8522



servicespring.com


HARDWARE



D400-96 CABLE DRUM

- Maximum door height: 8'
- Capacity: 265 lbs per drum
- Maximum cable size: 1/8"

PART# 180	D400-96 Standard Lift Cable Drums	QTY/NET 1+ 25+ 100+
---------------------	-----------------------------------	-------------------------------------



UNIVERSAL SLIDE LOCK

- Fits 2" and 3" Track

PART# 270	Universal Slide Lock	QTY/NET 1+ 25+ 70+
---------------------	----------------------	------------------------------------



LIGHT DUTY END BEARING PLATE

- 3-3/8" shaft offset
- 12 gauge

PART# 209	Light Duty End Bearing Plate (3-3/8")	QTY/NET 1+ 25+ 50+
---------------------	---------------------------------------	------------------------------------



RESIDENTIAL SLIDE LOCK

- Fits 2" Track Only

PART# 503	Residential 2" Slide Lock	QTY/NET 1+ 25+ 150+
---------------------	---------------------------	-------------------------------------



CENTER BEARING SUPPORT

- 3-3/8" Shaft Offset
- 11 Gauge

PART# 225	Center Bearing Support (3-3/8")	QTY/NET 1+ 25+ 50+
---------------------	---------------------------------	------------------------------------



SPRING LATCH SET - W/SASH CHAIN

- Fasteners
- Spring latches & plates
- 18' of sash chain
- S-Hooks
- Inside release handle
- Outside T-handle with 2 keys

PART# 275	Spring Latch Set - w/sash chain	QTY/NET 1+ 20+ 100+
---------------------	---------------------------------	-------------------------------------



MINI-RESI SPRING ANCHOR PLATE

- For 1-3/4" to 2-5/8" ID springs
- 12 gauge

PART# 229	Mini-Resi Spring Anchor Plate	QTY/NET 1+ 50+ 100+
---------------------	-------------------------------	-------------------------------------

275A	Spring Latch Set - w/sash chain • Keyed alike	QTY/NET 1+ 20+ 100+
------	--	-------------------------------------



BB-100 RESIDENTIAL BOTTOM BRACKET

- 13 gauge; Milford pin
- 5-11/16" high x 2-11/16" wide
- 1-1/4" side flange

PART# 263	BB-100 Residential Bottom Brkt	QTY/NET 1+ 25+ 100+
---------------------	--------------------------------	-------------------------------------



T-RAIL MOUNTING BRACKET

- Multiple attachment points for T-Rail mounting
- Easy installation for header, rafter or ceiling mount
- For use with Liftmaster, Chamberlain and Craftsman T-Rail operators
- 12" high x 2-3/8" channel width x 1-1/2" depth
- Mounting hardware & fasteners not included

PART# 527	T-Rail Mounting Brkt. Galvanized	QTY/NET 1+ 10+ 50+
---------------------	----------------------------------	------------------------------------



1" STEEL BEARING

- 2" O.D.
- Rating: 400 lb load @ 35,000 12' door cycles

PART# 235	1" Steel Bearing	QTY/NET 1+ 25+ 200+
---------------------	------------------	-------------------------------------

528	T-Rail Mounting Brkt. White	QTY/NET 1+ 10+ 50+
-----	-----------------------------	------------------------------------


GALVANIZED TUBE SHAFT



- Available in 8'10", 9'10", 10'10", 16'10" & 18'10" lengths
- Minimum order of 10 pieces per size required
- Full bundle 127 pcs

PART#	DESCRIPTION	10+	50+	127+
GT8	1" Tube shaft - 16 ga, 8' 10"			
GT9	1" Tube shaft - 16 ga, 9' 10"			
GT10	1" Tube shaft - 16 ga, 10' 10"			
GT16	1" Tube shaft - 14 ga, 16' 10"			
GT18	1" Tube shaft - 14 ga, 18' 10"			


1" SOLID SHAFT - KEYED FULL, ZINC PLATED



PART#	DESCRIPTION	1+	10+	50+*
334	1" x 6' 6" Solid shaft			
358	1" x 7' 6" Solid shaft			
359	1" x 8' 6" Solid shaft			
379	1" x 9' 6" Solid shaft			
382	1" x 10' 6" Solid shaft			
384	1" x 11' 6" Solid shaft			
387	1" x 12' 6" Solid shaft			
388	1" x 13' 6" Solid shaft			
342	1" x 19' 0" Solid shaft			

**Indicates full bundle pricing*

1-1/4" SOLID KEYED FULL, ZINC PLATED



PART#	DESCRIPTION	1+	10+	25+
399	1-1/4" x 13' 6" Solid shaft			
389	1-1/4" x 19' 0" Solid shaft			

SHAFT COUPLERS



PART#	DESCRIPTION	QTY/NET
280	1" Shaft Coupler (Adjustable) • Malleable iron • 1/4" keyway	1+ 10+
281	1-1/4" Shaft Coupler (Adjustable) • Malleable iron • 1/4" keyway	1+ 10+
720	1" Shaft Coupler (Non Adjustable) • 1/4" keyway • 4-3/4" long	1+ 5+ 20+
721	1-1/4" Shaft Coupler (Non Adjustable) • 1/4" keyway • 4" long	1+ 5+ 20+

SHAFT COLLARS



PART#	DESCRIPTION	QTY/NET
205	1" Shaft Collar w/Set Screw	1+ 25+ 200+
206	1-1/4" Shaft Collar w/Set Screw	1+ 25+ 150+
505	1" Split Shaft Collar • Two piece collar • Easily installed w/o major disassembly	1+ 25+ 200+
506	1-1/4" Split Shaft Collar • Two piece collar • Easily installed w/o major disassembly	1+ 25+ 200+



On Sale Now!

While Supplies Last

LiftMaster

3255 1/2 HP CHAIN DRIVE OPENER



Includes:

- (1) 371LM
- (1) 78LM Multi Function Control Panel



SALE PRICE

1+ 32+

PART#

3255 1/2 HP Chain Drive - 7'
 32558 1/2 HP Chain Drive - 8'

375LM UNIVERSAL REMOTE



- Dual frequency/dual manufacturer design
- Easy to program
- Compatible with: Genie, Linear, Stanley, Overhead Door, Wayne Dalton, Craftsman, Chamberlain & Liftmaster
- 300/310/315/372/390 MHz compatible

PART#

375LM Universal Remote

SALE PRICE

4370 Moline Martin Rd. | 7918 W Doe Ave Ste A
 Millbury, OH 43447 | Visalia, CA 93291

PH: 800.752.8522 • 419.838.6081
 Fax: 800.752.8524 • 419.838.6071
 servicespring.com

SERVICE SPRING CORP

Unequaled service through innovation



Extended Customer Service Hours!
 7:30am - 7:00pm
 eastern time

CHANGE SERVICE REQUESTED

SERVICE SPRING CORP
 4370 Moline Martin Road
 Millbury, Ohio 43447-9406



Presorted
 First-Class Mail
 US Postage PAID
 Service Spring Corp